

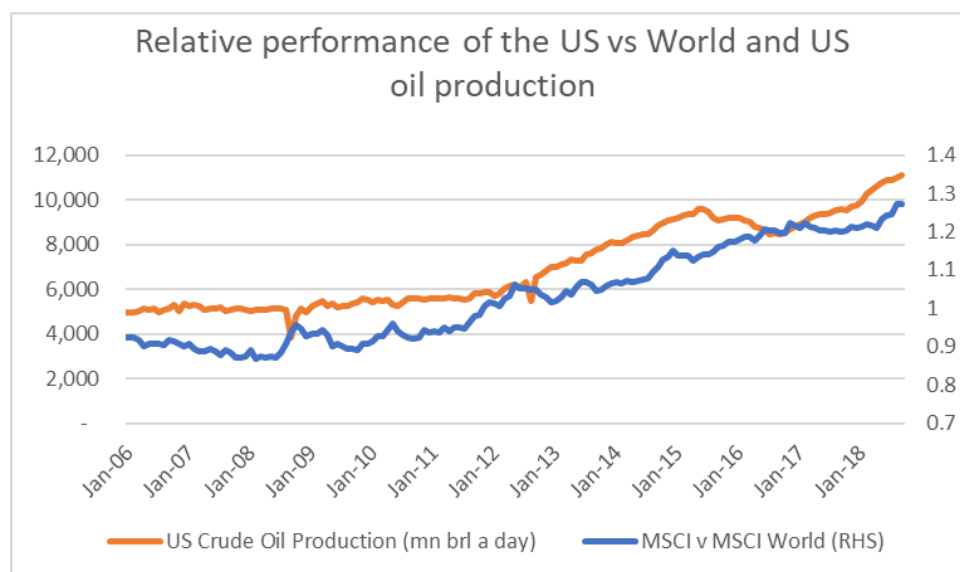
WILL THE END OF THE SHALE BOOM COINCIDE WITH THE END OF US OUTPERFORMANCE?



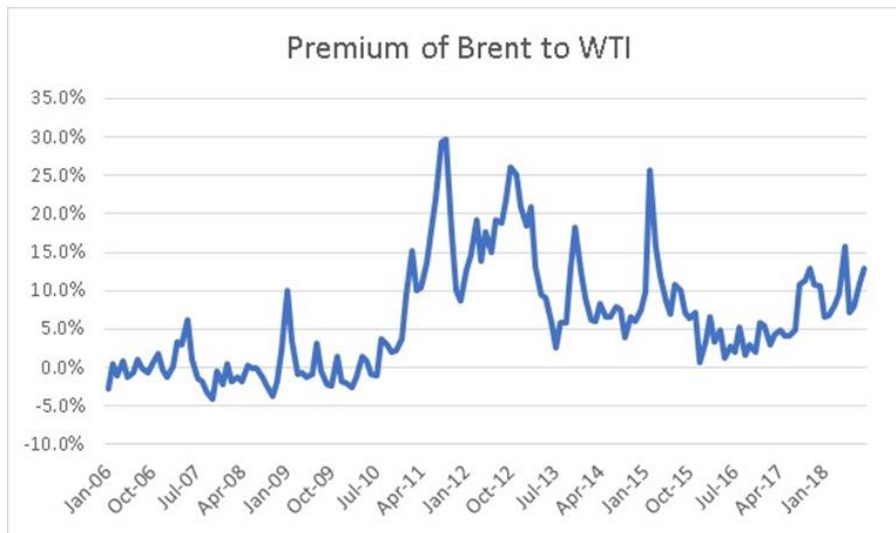
Russell Clark's
Market Views

"It seems likely to me that, if the US oil industry begins to have problem, then the dramatic outperformance of US assets could begin to reverse."

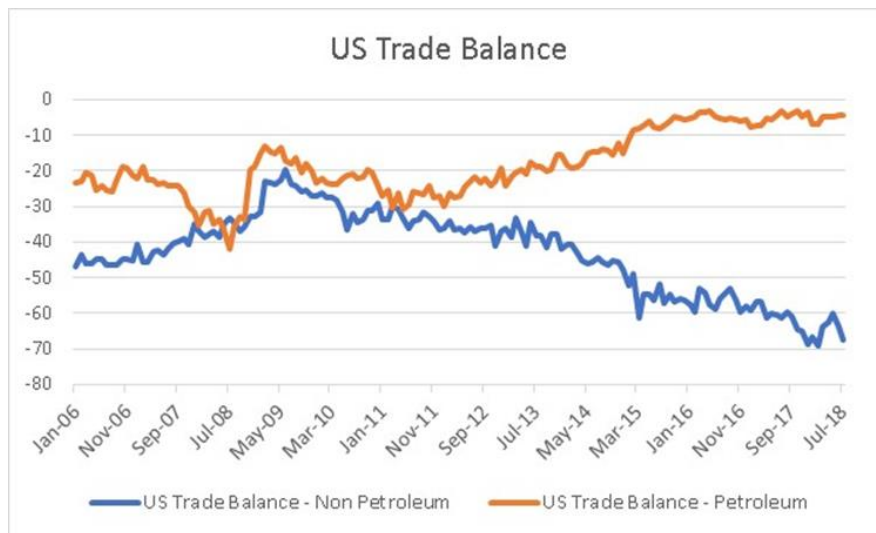
Lower energy costs and rapid increase in oil and natural gas production have been a boon for many different industries in the US, chemical producers have been able to access cheaper feedstock, pipeline companies have been able to operate at full capacity and add new pipelines, utilities have benefitted from lower gas costs and land owners in shale regions have reaped windfalls from rising land prices. Growing US oil production seems to correlate strong with outperformance of US assets.



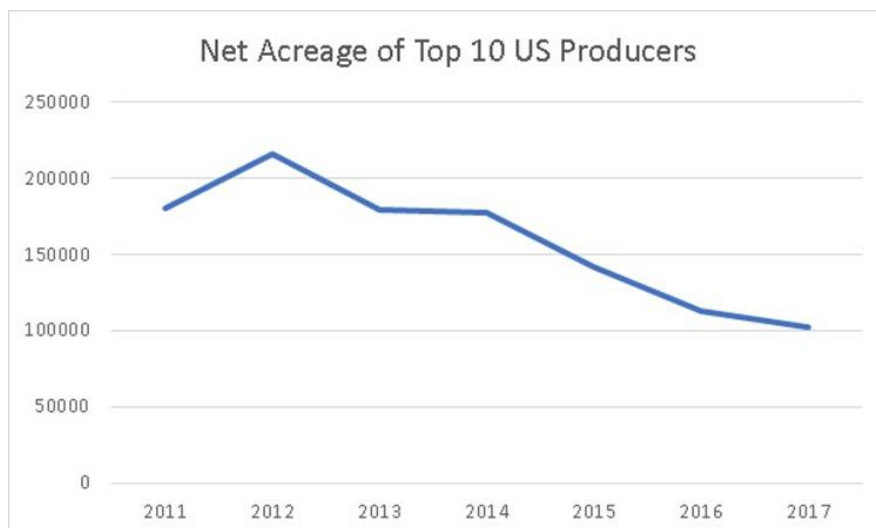
Some may claim this is a spurious correlation, but the growth in US oil production has meant that US oil prices since the financial crisis have traded at a discount to world prices, which is a huge benefit to US manufacturers and consumers. Prior to 2010, US oil prices were often higher than world prices for oil. WTI is a US based oil price, Brent is a Europe based oil price.



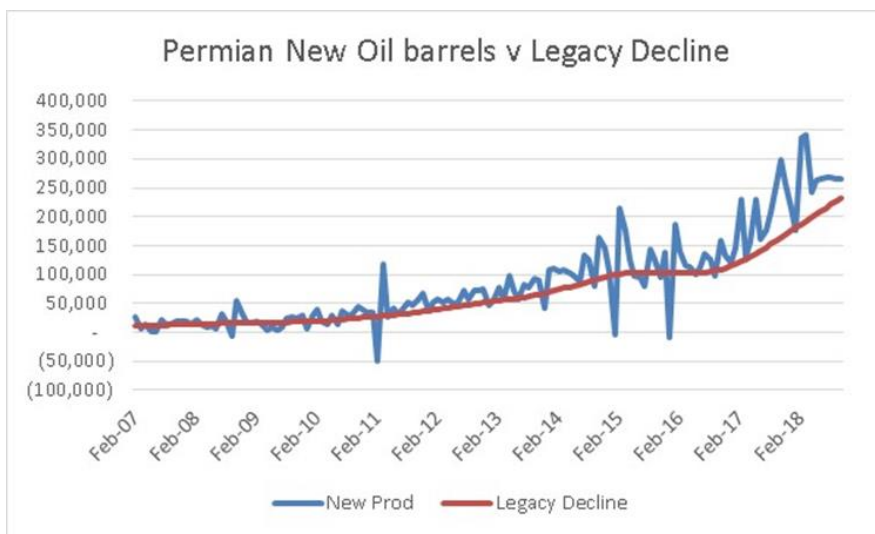
Also, reduced oil imports have allowed US consumers to increase imports of goods and services as net imports of petroleum products has declined.



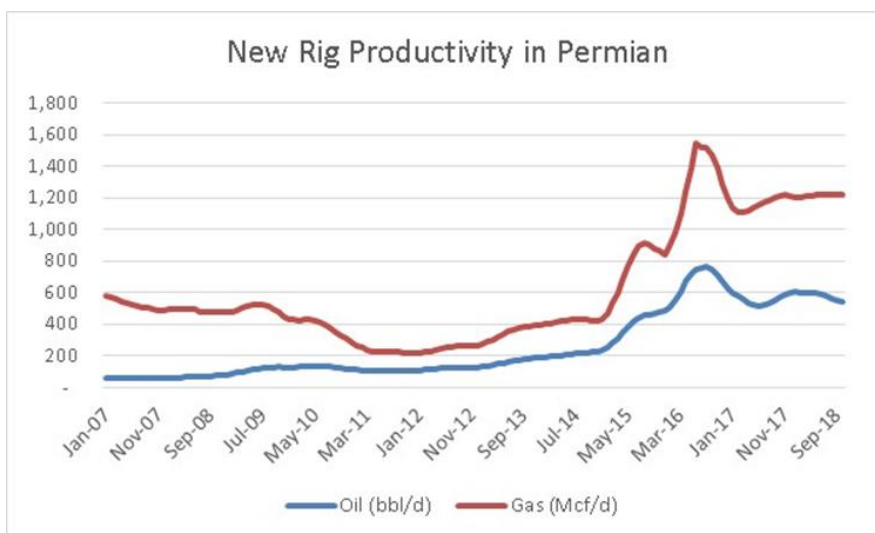
Thus, it seems likely to me that if the US oil industry begins to have problems, the dramatic outperformance of US assets could begin to reverse. One problem area for the US oil industry is that costs have risen. While most US oil drillers report that the breakeven cost of new wells have fallen, the cost of maintaining and growing new and existing oil production has increased dramatically. Buying new acreage used to be important for shale drillers, but with land prices becoming expensive, the largest onshore US oil producers have had to steadily reduce their acreage in the US.



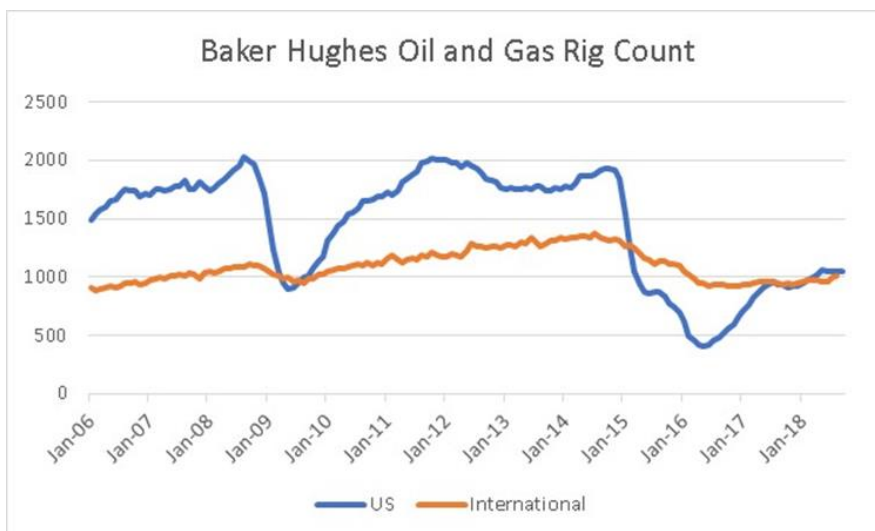
The fall in acreage has also in part been due to more oil production being more concentrated in the Permian region. The issue here is that the decline rate in Permian continues to increase. The decline rate is the amount of oil production that is rolling off from older wells. Another way of thinking about it is that it is the depreciation that the industry must bear. Recent months have seen the legacy decline in the Permian hit an all-time high of 250,000 barrels a day, or 7% of current production.



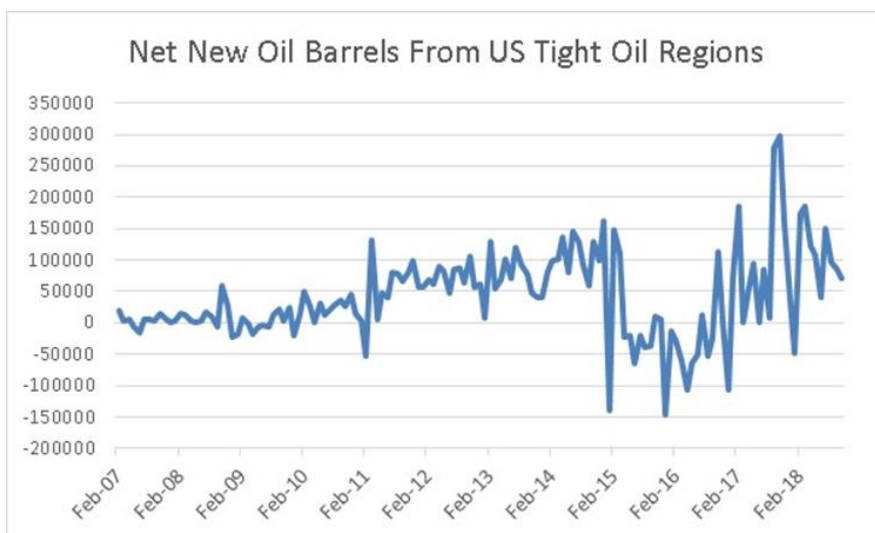
To compound the issue, new wells in the Permian are now tending to produce more gas than oil, a classic sign that oil production from the Permian is likely to get costlier from here.



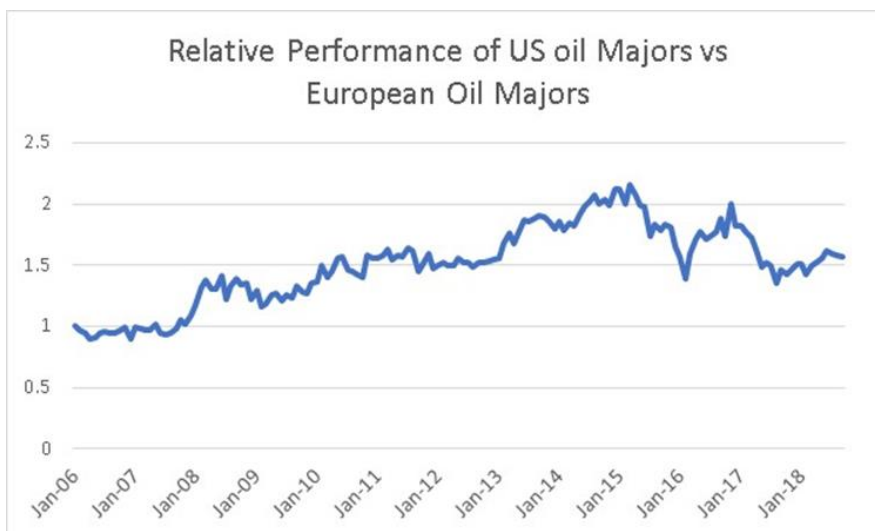
The global oil industry has noticed. For the first time in 10 years, international rig count is increasing without the rig count in the US increasing.



The US shale oil industry is seeing legacy decline rates approaching 500,000 barrels a day and rising. Net new additions are already in decline, and with declining productivity and less rigs being added, net new oil barrels will likely turn negative soon.



The market has been signalling the problems with US shale for a while, with the relative performance of European oil majors being much better than the US since 2015.



Given the changes in the oil market, a narrowing of the spread between US and international oil prices looks likely to me. This could lead to a decline in the relative performance of US assets versus the rest of the world.

INFORMATION

Issue Date: 4th October 2018
Source: Bloomberg, unless otherwise stated
Investor Relations: Samantha Dunn
Email: info@horsemancapital.com
Telephone: +44 (0)20 7838 7580
Website: www.horsemancapital.com
Business and registered address: Horseman Capital Management Limited, 9 Chester Close, London SW1X 7BE, United Kingdom.
Registered in England and Wales - Company number: 04034280

DISCLAIMER

This Market View has been prepared and issued by Horseman Capital Management Ltd (the "Firm") authorised and regulated by the Financial Conduct Authority. It has been approved as a financial promotion by the Firm and as such is intended **for professional clients and eligible counterparties only and is not intended for retail client use**. It is not intended for distribution to any country where such distribution or use would be contrary to local law or regulation.

This Market View is provided for information purposes only and should not be regarded as an offer to buy or sell any investments or related services that may be referenced herein. No guarantee is made as to the accuracy of the information provided which has been obtained from sources believed to be reliable. The view expressed in this Market View are the views of the portfolio manager at time of publication and may change over time. Nothing in this Market View constitutes investment, legal tax or other advice nor is it to be relied upon in making an investment decision. No recommendation is made positive or otherwise regarding individual securities mentioned herein. Past performance is not indicative of future performance. The price of investments can go up as well as down and can be affected by changes in the rates of exchange. The information contained in this document is strictly confidential and is intended only for the use of the person who has been provided the Market View by the Firm. No part of this Market View may be divulged to any person, distributed, resold and or reproduced without the prior written permission of the Firm.

Where "forward looking" information, including estimates, projections and subjective analysis and judgement are provided no representation as to the accuracy of such projections or estimates or that they may be realised. Certain assumptions used in formulating such "forward looking" information may differ materially from actual events or conditions.