


GOLD, BONDS AND ASIAN CURRENCIES



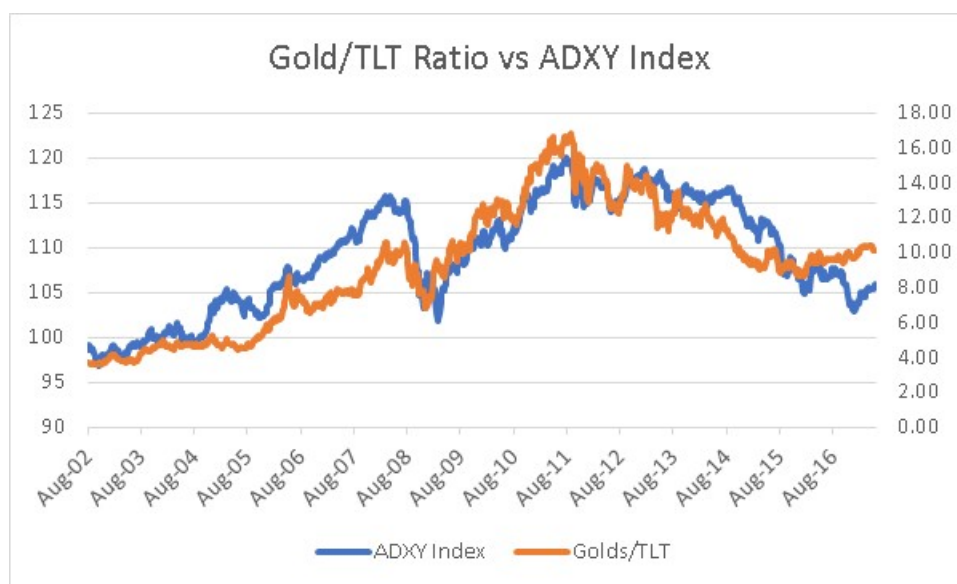
Russell Clark's
Market Views

“The upshot of this is that gold looks better than treasuries. However, it should be pointed out that this does not mean gold is a buy. It only states that gold could do better than treasuries in these market conditions.”

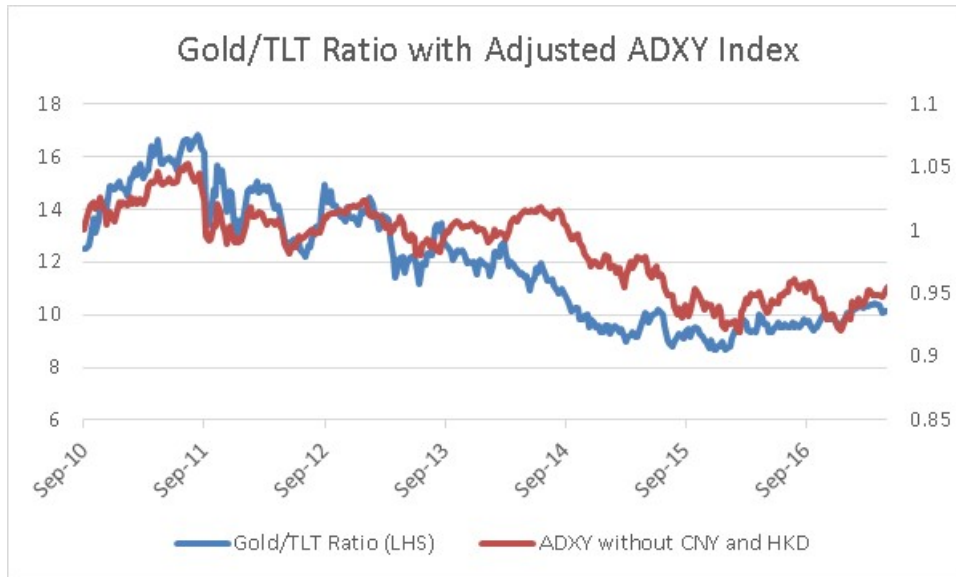


In December 2012, I wrote a market view outlining a potential bear case for gold (Gold – A Thought Piece*). This note was making the point that gold follows Asian currency strength, in particular the Indian rupee. And in January 2014, I made the case for buying long dated treasuries (US Treasuries – The Buy Case*). Part of the argument here was that Asian currencies’ weakness tends to imply slower global inflation, making bonds attractive. Asian currencies are a diverse mix, so I tended to use the JP Morgan Asia Dollar Index (“ADXY”) as a proxy. One simple way I think about this relationship is to compare ADXY to gold/TLT ratio. (TLT is a long-dated Treasury ETF). As can be seen, the relationship tends to be quite solid, except recently when gold has started to perform better than TLT despite the ADXY being still lower than a year ago.

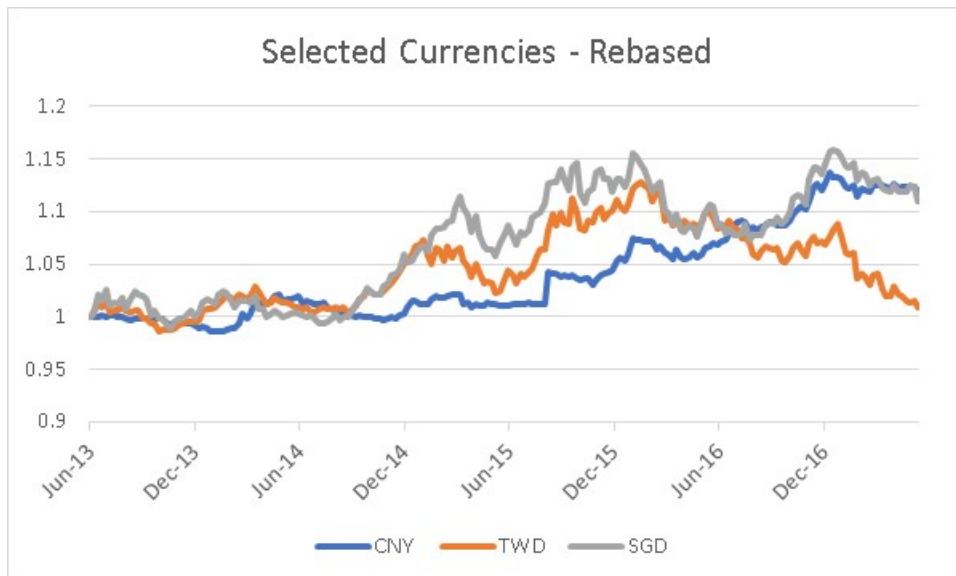
* both market views are available on our website www.horsemancapital.com



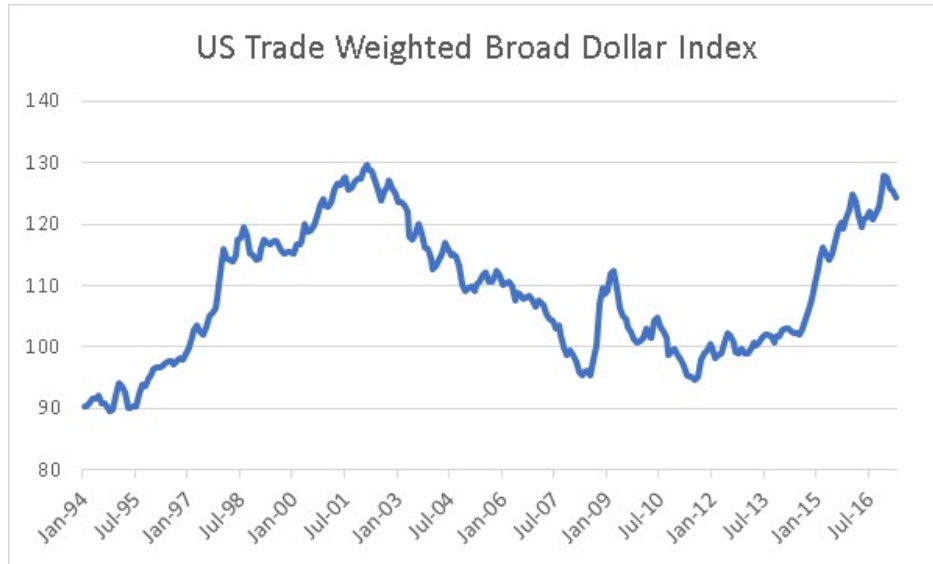
The logic behind this line of thinking seems quite sound to me, so what explains this recent divergence. I have the currency weightings used to calculate ADXY as of 31 December 2012. At this time weightings to CNY and HKD made up 47% of the index. Both the CNY and HKD have managed exchange rates, CNY on a crawling peg while HKD is a fixed peg to the dollar. The remaining currencies tend to be free floating, and should react much more readily to changing investment conditions. I have created an adjusted ADXY index, where I have removed CNY and HKD from the index. The adjusted index seems to suggest that gold/TLT ratio relationship to Asian currencies still holds true.



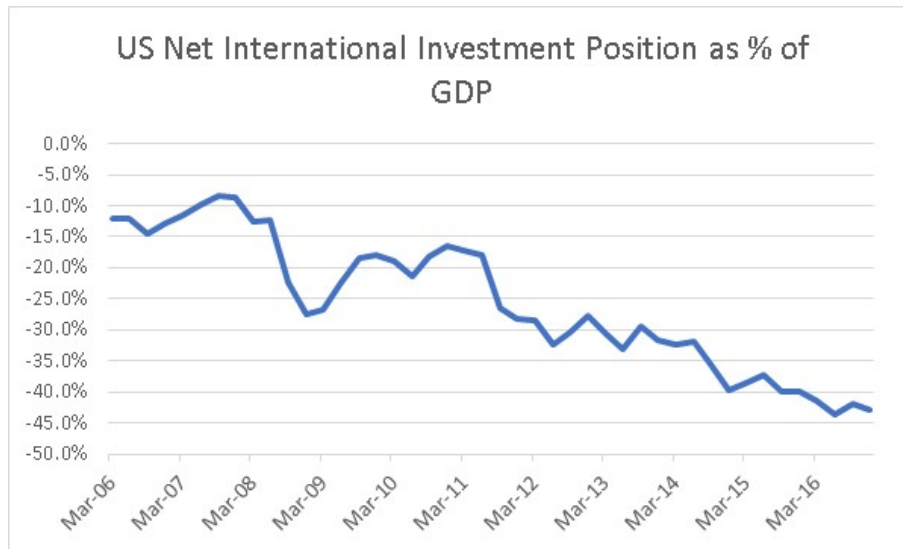
Why does the CNY deviate from other Asian currencies so much? As pointed out in a recent market view, <https://www.horsemancapital.com/marketviews/russell-clark/2017/04/the-end-of-chinese-yuan-bear-market>, the CNY began to weaken after many other Asian currencies. This suggests that CNY will strengthen after other Asian currencies.



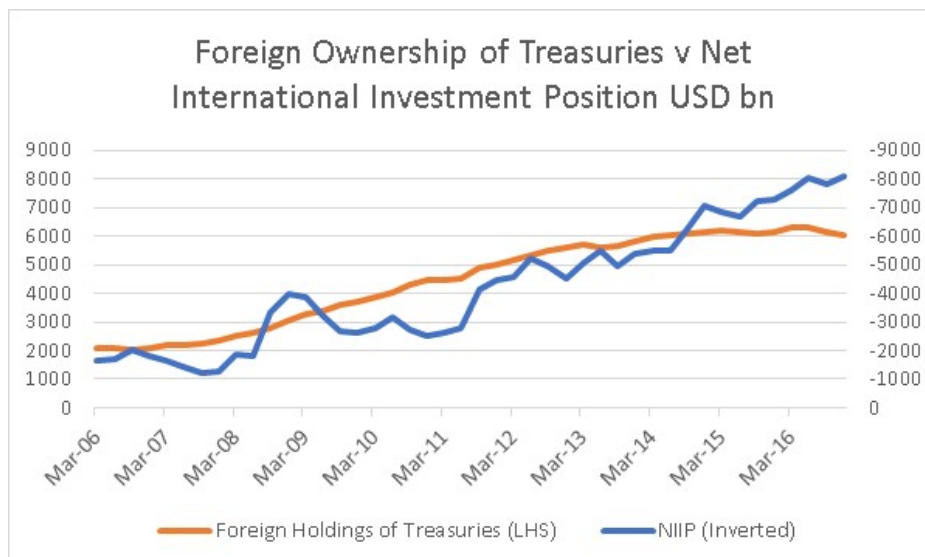
The upshot of this is that gold looks better than treasuries. However, it should be pointed out that this does not mean gold is a buy. It only states that gold could do better than treasuries in these market conditions. Gold could still fall from here, but treasuries could fall further. One way that this could occur is a collapse in the US dollar, and the Federal Reserve reacting to a weakening US dollar by raising rates. Certainly, the US dollar is very expensive versus historical levels.



The other possibility is a bond bear market as foreigners dump treasuries. The US net international investment position has deteriorated significantly over the last decade.



A large part of this has been driven by an increase in foreign holdings of treasuries.



So, what does it all mean? It is very suggestive that the US dollar has peaked, and hence gold in US dollar terms should do well. It also suggests that long dated bonds could be much weaker than expected. This creates a conundrum, as higher yields tend to be dollar bullish and bad for gold. My view is that US yields have been kept suppressed by foreign investors. European and Japanese investors have been forced into treasuries by the negative interest rate policies of their central banks, while Chinese investors have reacted to devaluation fears on the CNY by also buying US treasuries.

The Trump administration has sought to reduce US bilateral trade deficits, and to my mind is suggestive that US policy may seek to weaken the dollar. Given the large negative net international investment position, and already falling holdings of treasuries, perhaps foreigners selling US Treasuries would have the net effect of forcing both the US dollar and bonds lower? I would be very cautious with investments that rely on either a strong US dollar or low bond yields.

INFORMATION

| | |
|---------------------|--|
| Issue Date: | 31 st May 2017 |
| Source: | Bloomberg, unless otherwise stated |
| Investor Relations: | Alain Zakeossian, Carol Brown |
| Email: | info@horsemancapital.com |
| Telephone: | +44 (0)20 7838 7580 |
| Website: | www.horsemancapital.com |

Business and registered address: Horseman Capital Management Limited, 9 Chester Close, London SW1X 7BE, United Kingdom. Registered in England and Wales - Company number: 04034280

DISCLAIMER

This Market View has been prepared and issued by Horseman Capital Management Ltd (the "Firm") authorised and regulated by the Financial Conduct Authority. It has been approved as a financial promotion by the Firm and as such is intended **for professional clients and eligible counterparties only and is not intended for retail client use**. It is not intended for distribution to any country where such distribution or use would be contrary to local law or regulation.

This Market View is provided for information purposes only and should not be regarded as an offer to buy or sell any investments or related services that may be referenced herein. No guarantee is made as to the accuracy of the information provided which has been obtained from sources believed to be reliable. The view expressed in this Market View are the views of the portfolio manager at time of publication and may change over time. Nothing in this Market View constitutes investment, legal tax or other advice nor is it to be relied upon in making an investment decision. No recommendation is made positive or otherwise regarding individual securities mentioned herein. Past performance is not indicative of future performance. The price of investments can go up as well as down and can be affected by changes in the rates of exchange. The information contained in this document is strictly confidential and is intended only for the use of the person who has been provided the Market View by the Firm. No part of this Market View may be divulged to any person, distributed, resold and or reproduced without the prior written permission of the Firm.