

**THE WEAK FUNDAMENTALS OF STERLING – REGARDLESS OF THE REFERENDUM**

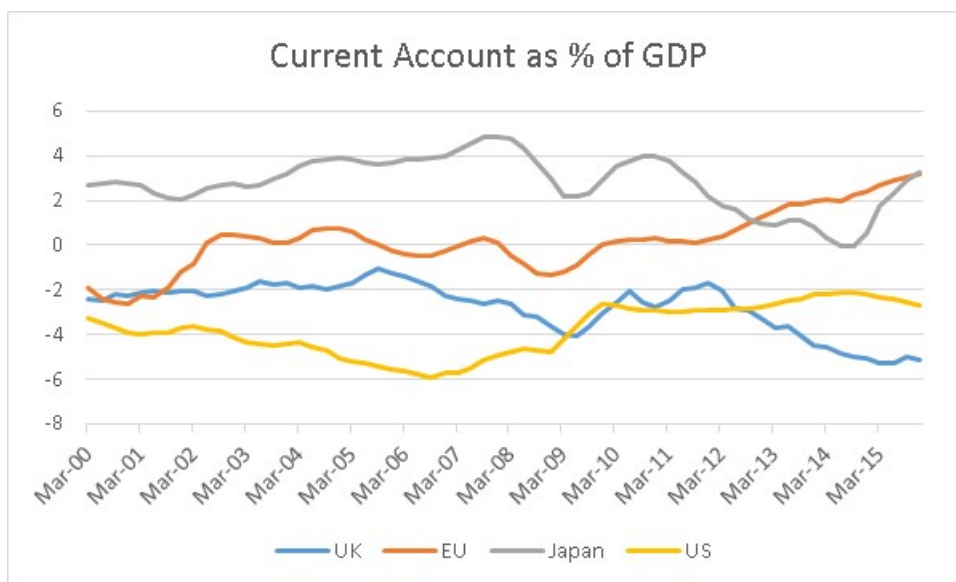


Russell Clark's  
Market Views

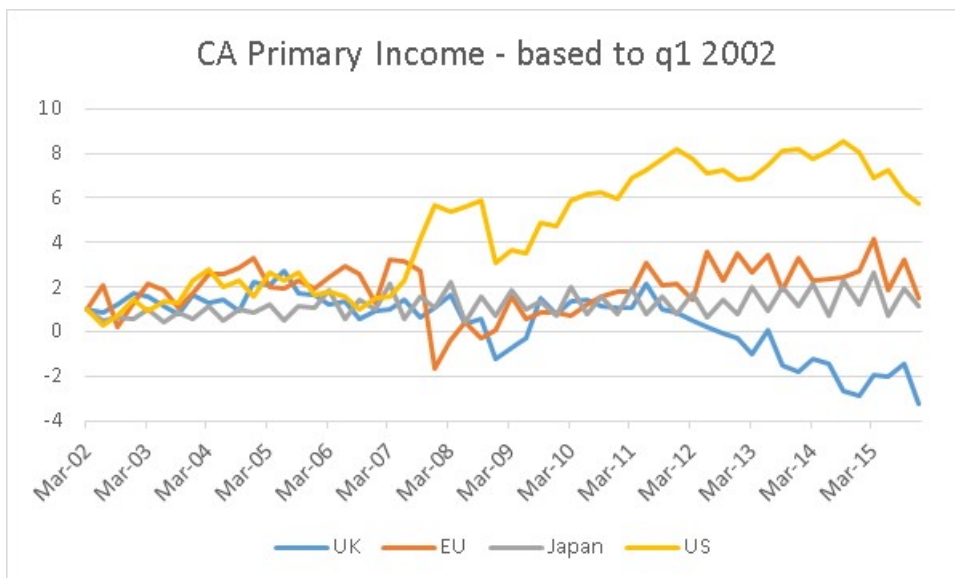
“The UK has by far the largest current account deficit of the G4 currencies. Notably, it is the only one of the G4 nations with a current account deficit larger than pre financial crisis levels.”

Typically currencies are valued on relative interest rates, and the expectation of the movement of those interest rates. While movement of interest rates determines the direction of currencies, fundamentals such as current accounts and fiscal deficits determine the magnitude of the movement. By these three measures, sterling looks set for a significant fall.

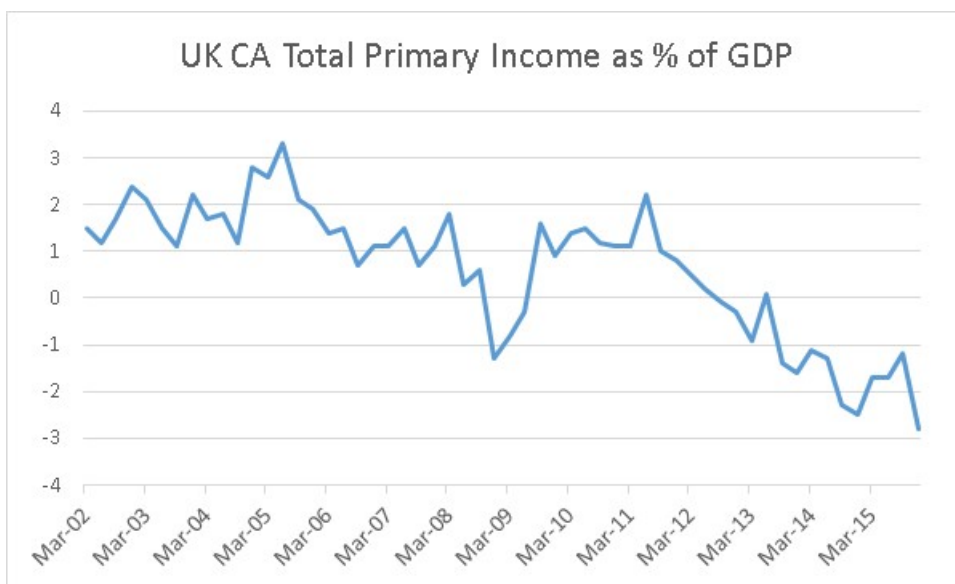
The UK has by far the largest current account (“CA”) deficit of the G4 currencies. Notably, it is the only one of the G4 nations with a current account deficit larger than pre financial crisis levels.



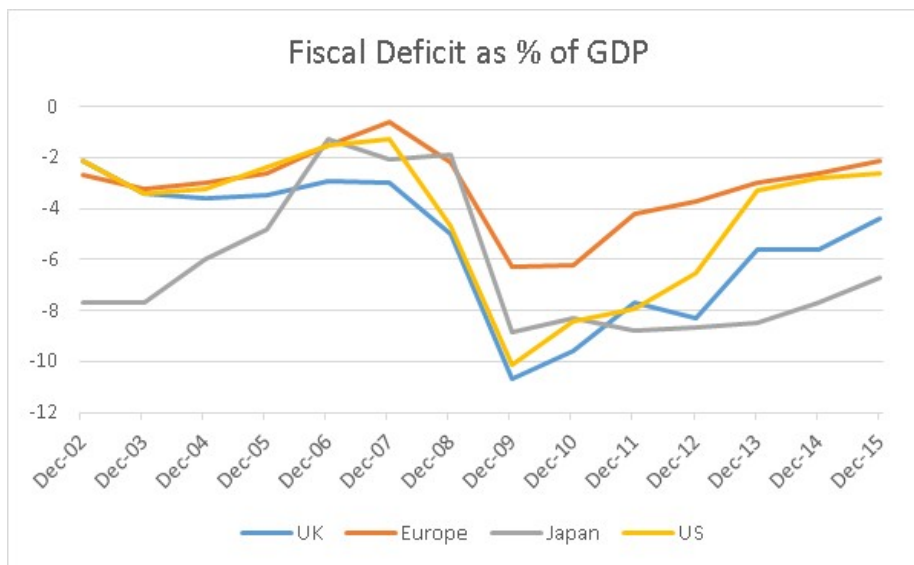
A large part of this deterioration comes from the primary income line of the current account. Primary income is the earnings on foreign investments less payments made to foreign investors.



Oddly, low interest rates should boost primary incomes as it reduces the bond interest flow payments to foreigners. Despite this benefit, the UK pays away a significant amount in primary income now. The Office of National Statistics has primary income moving from a 2% surplus in 2011, to near 3% deficit now.



Typically a widening current account is a sign of much stronger consumption domestically than with its trade partners, and certainly sluggish growth in Europe has contributed to a widening current account deficit. However, typically faster growth tends also to mean better government finances. The UK has oddly had a deteriorating relative fiscal position, despite faster growth, than Europe and US. Only Japan has a weaker fiscal position.



Given the deterioration in the UK’s current account and fiscal position, I would expect the current Sterling devaluation to be of at least a similar magnitude to 2008/9. In 2008/9 against the USD, sterling fell from 2.10 to 1.40 – a 30% fall. From a peak in 2014, sterling has fallen from 1.70 to 1.40 today. A target of 1.1 therefore seems possible.



Given the very large improvement in current accounts and fiscal positions in Eurozone versus the UK, an even larger devaluation than that seen in 2008/9 seems likely to me. GBPEUR peaked at 1.5 in 2007, and fell to 1.04 in 2009, a 30% devaluation. So far since Sterling peaked in 2015 it has fallen 11% from a peak of 1.41 to 1.26 today. Parity versus the Euro seems likely to me, and even a bigger fall is certainly possible.



## INFORMATION

Issue Date: 15<sup>th</sup> June 2016  
Source: Bloomberg, unless otherwise stated  
Investor Relations: Alain Zakeossian, Carol Brown  
Email: [info@horsemancapital.com](mailto:info@horsemancapital.com)  
Telephone: +44 (0)20 7838 7580  
Website: [www.horsemancapital.com](http://www.horsemancapital.com)

Business and registered address: Horseman Capital Management Limited, 9 Chester Close, London SW1X 7BE, United Kingdom. Registered in England and Wales - Company number: 04034280

## DISCLAIMER

This Market View has been prepared and issued by Horseman Capital Management Ltd (the "Firm") authorised and regulated by the Financial Conduct Authority. It has been approved as a financial promotion by the Firm and as such is intended **for professional clients and eligible counterparties only and is not intended for retail client use**. It is not intended for distribution to any country where such distribution or use would be contrary to local law or regulation.

This Market View is provided for information purposes only and should not be regarded as an offer to buy or sell any investments or related services that may be referenced herein. No guarantee is made as to the accuracy of the information provided which has been obtained from sources believed to be reliable. The view expressed in this Market View are the views of the portfolio manager at time of publication and may change over time. Nothing in this Market View constitutes investment, legal tax or other advice nor is it to be relied upon in making an investment decision. No recommendation is made positive or otherwise regarding individual securities mentioned herein. Past performance is not indicative of future performance. The price of investments can go up as well as down and can be affected by changes in the rates of exchange. The information contained in this document is strictly confidential and is intended only for the use of the person who has been provided the Market View by the Firm. No part of this Market View may be divulged to any person, distributed, resold and or reproduced without the prior written permission of the Firm.